

Scaled data based on original data using  
LM-79-08 Approved Method: Electrical and Photometric Measurements of Solid-  
State Lighting Products

Test Report Prepared for  
Cooper Lighting Solutions  
(formerly Eaton)

Brand: McGRAW-EDISON

Report Number: P227910

Luminaire Tested: **ISC-AF-800-LED-E1-T4FT-7050**

Issue Date: 3/3/2020

**Test Information**

Test Method: LM-79-08  
Report Number: P227910  
TEST IS SCALED FROM IESNA LM-79-08 TEST DATA (P29760)  
Test Lab: INNOVATION CENTER-P2  
Issue Date: 3/3/2020  
Manufacturer: COOPER LIGHTING SOLUTIONS (FORMERLY EATON)  
Product Line: MCGRAW-EDISON  
Catalog Number: ISC-AF-800-LED-E1-T4FT-7050  
Description: IMPACT ELITE LED CYLINDER LUMINAIRE  
LIGHT SQUARE WITH ACCULED OPTICS-TYPE IV FORWARD THROW  
Light Source: (16) 5000K CCT, 70 CRI LEDs  
Ballast/Driver: ELECTRONIC DRIVER

**Summary**

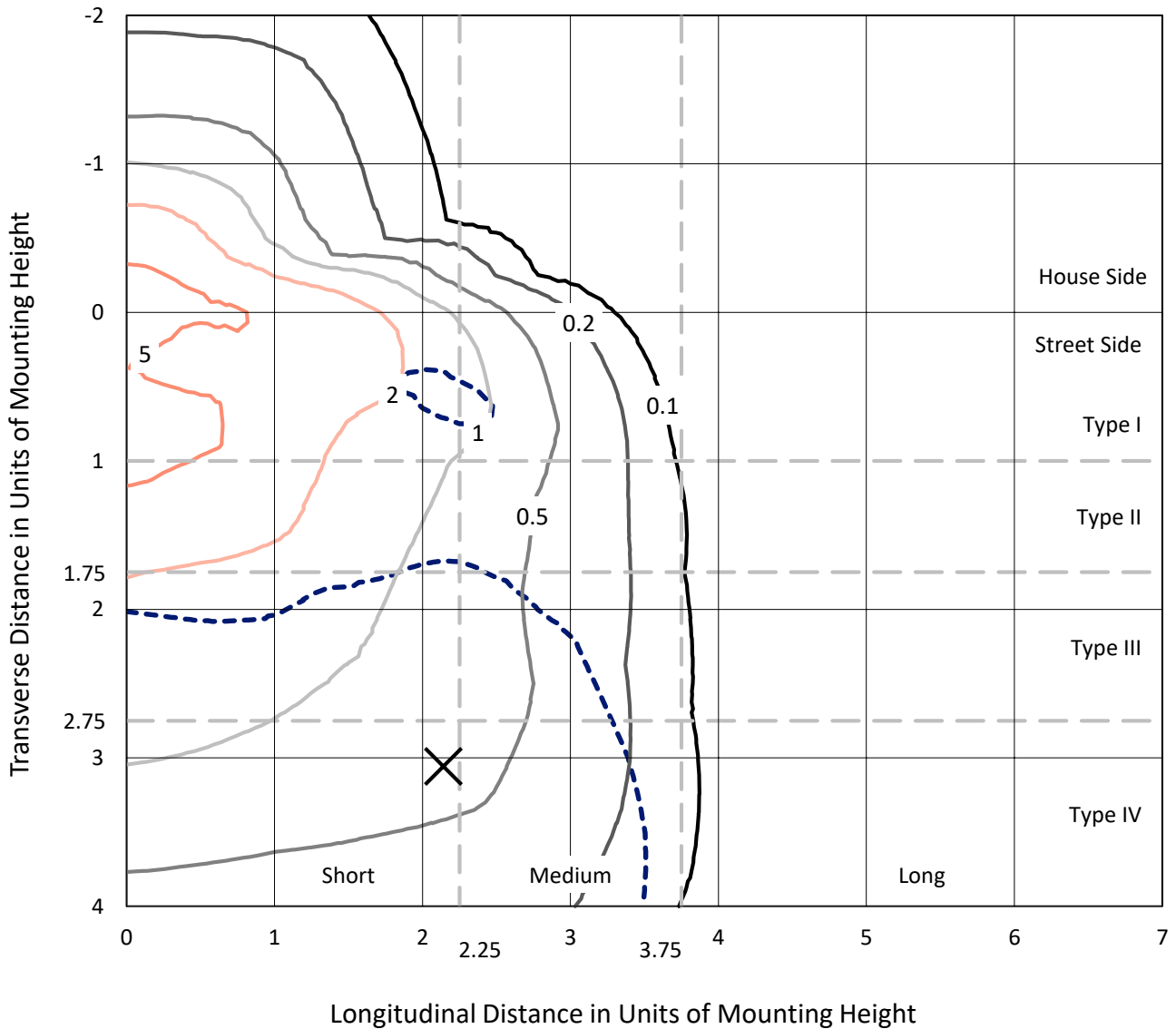
Lumens per Lamp: N/A  
Luminaire Lumens: 4839 lumens  
Efficiency: N/A  
Efficacy: 111.2 lumens/watt  
Luminous Opening: Rectangular (W 0.5' x L: 0.5' x H: 0')  
IES Classification: Type IV - Short - Non-Cutoff  
BUG Rating: B1 - U0 - G2  
  
Input Watts (W): 43.5  
Input Voltage (V): 120  
Input Current (Ain): NR  
Voltage Rise (V): NR  
Power Factor: NR  
Total Harmonic Distortion (THDi): NR  
Frequency (hertz): 60  
Stabilization Time: NR  
Operation Time: NR  
Ambient Temperature (°C): NR  
Test Distance: 25 FT



REPORT NUMBER: P227910  
 CATALOG NUMBER: ISC-AF-800-LED-E1-T4FT-7050

### Iso-Footcandle Lines of Horizontal Illumination

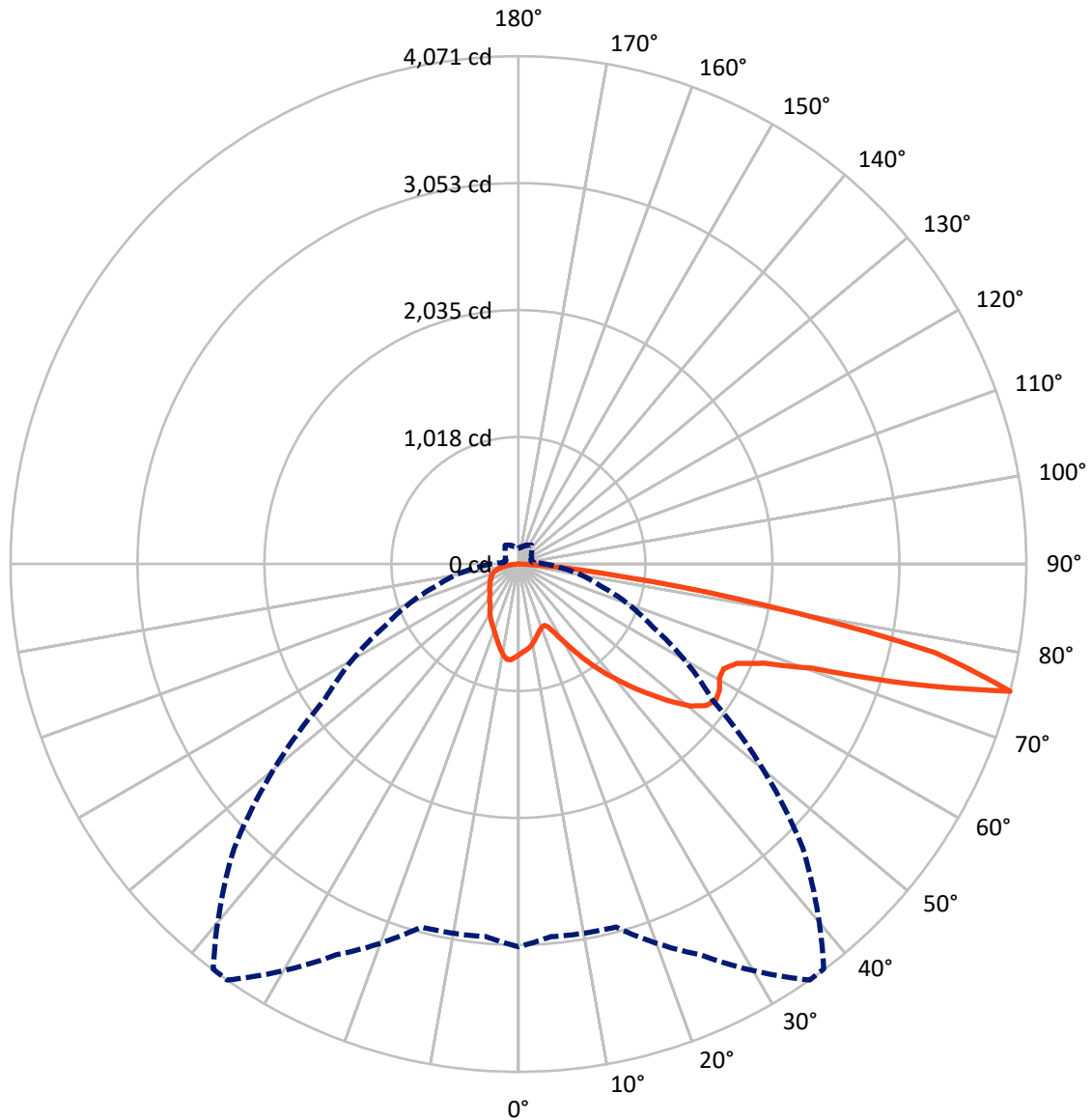
✕ Max cd  
 - - - 1/2 Max cd



Based on 10 foot mounting height. Maximum calculated value = 7.4 fc  
 Type IV - Short - Non-Cutoff

REPORT NUMBER: P227910  
CATALOG NUMBER: ISC-AF-800-LED-E1-T4FT-7050

### Luminous Intensity Polar Plot



— Vertical Plane Through 35-Deg Lateral    - - - Horizontal Cone Through 75-Deg Vertical

REPORT NUMBER: P227910

CATALOG NUMBER: ISC-AF-800-LED-E1-T4FT-7050

**FLUX DISTRIBUTION:**

		Downward	Upward	Total
<b>House Side</b>	Lumens	971.2	0.0	971.2
	% Fixture	20.1	0.0	20.1
<b>Street Side</b>	Lumens	3867.8	0.0	3867.8
	% Fixture	79.9	0.0	79.9
<b>Total</b>	Lumens	4839.0	0.0	4839.0
	% Fixture	100.0	0.0	100.0

**Coefficient of Utilization**

**ZONAL LUMENS:**

Zone	Lumens	% Fixture
0°-10°	68.2	1.4
10°-20°	180.1	3.7
20°-30°	284.9	5.9
30°-40°	459.8	9.5
40°-50°	680.3	14.1
50°-60°	874.7	18.1
60°-70°	1083.0	22.4
70°-80°	1091.4	22.6
80°-90°	116.5	2.4
90°-100°	0.0	0.0
100°-110°	0.0	0.0
110°-120°	0.0	0.0
120°-130°	0.0	0.0
130°-140°	0.0	0.0
140°-150°	0.0	0.0
150°-160°	0.0	0.0
160°-170°	0.0	0.0
170°-180°	0.0	0.0
0°-90°	4839.0	100.0
0°-180°	4839.0	100.0



REPORT NUMBER: P227910

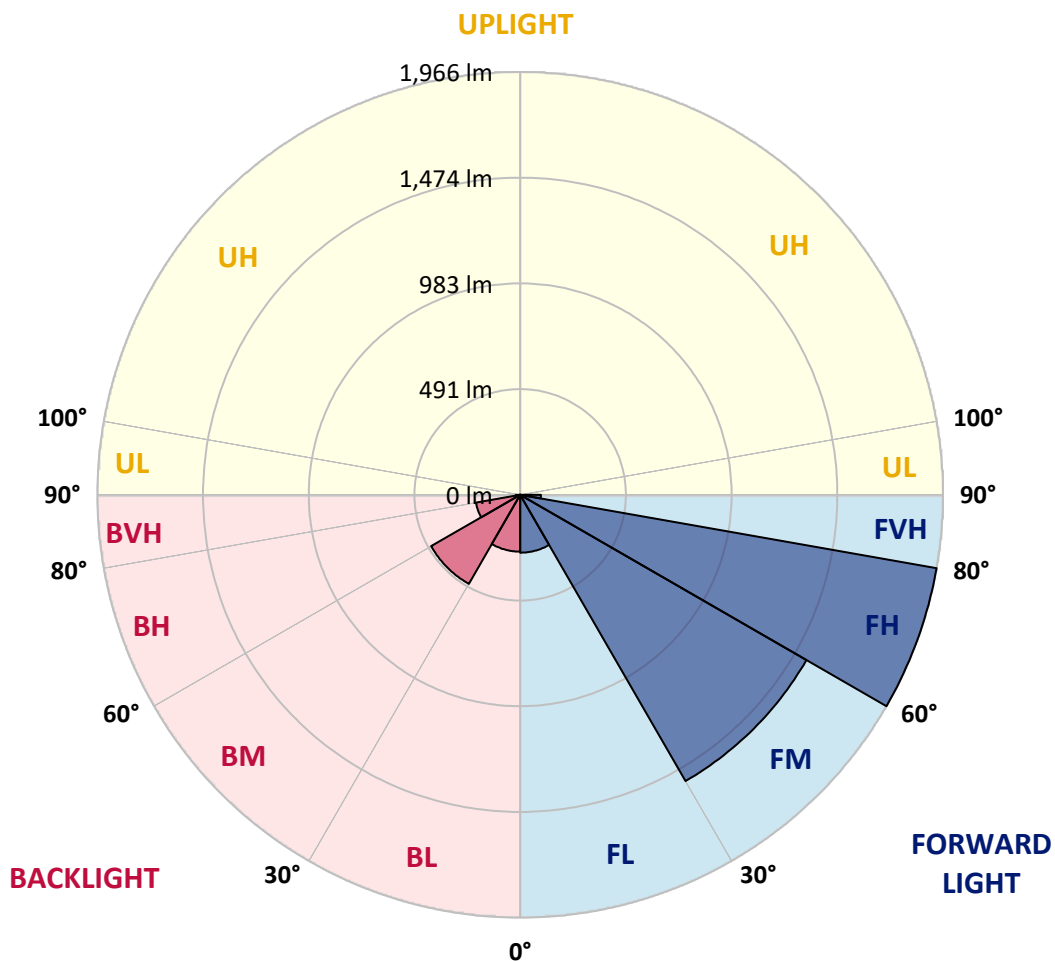
CATALOG NUMBER: ISC-AF-800-LED-E1-T4FT-7050

**LUMINAIRE CLASSIFICATION SYSTEM LUMEN TABLE AND BUG RATING:**

Zone		Lumens	% Fixture	Zone Rating/Lumen Limit		
				B	U	G
FL	(0°-30°)	269.1	5.6			
FM	(30°-60°)	1536.6	31.8			
FH	(60°-80°)	1965.8	40.6			G2/5000
FVH	(80°-90°)	96.4	2.0			G1/100
BL	(0°-30°)	264.1	5.5	B1/500		
BM	(30°-60°)	478.3	9.9	B1/1000		
BH	(60°-80°)	208.6	4.3	B1/500		G1/500
BVH	(80°-90°)	20.2	0.4			G1/100
UL	(90°-100°)	0.0	0.0		U0/0	
UH	(100°-180°)	0.0	0.0		U0/0	

**BUG Rating: B1-U0-G2**

Type IV Short





REPORT NUMBER: P227910

CATALOG NUMBER: ISC-AF-800-LED-E1-T4FT-7050

**CANDELA DISTRIBUTION (FULL):**

	0°	5°	15°	25°	35°	37°	45°	55°	65°	75°	85°
0°	726.9	726.9	726.9	726.9	726.9	726.9	726.9	726.9	726.9	726.9	726.9
2.5°	705.9	704.3	702.7	702.7	705.9	705.9	707.6	709.2	710.8	715.6	722.1
5°	686.6	684.9	683.3	684.9	689.8	689.8	694.6	697.9	701.1	709.2	717.2
7.5°	660.7	660.7	659.1	665.6	670.4	668.8	675.2	678.5	686.6	694.6	707.6
10°	626.8	626.8	626.8	634.9	642.9	642.9	647.8	655.9	662.3	673.6	689.8
12.5°	597.7	596.1	596.1	602.6	612.2	613.9	621.9	633.2	641.3	655.9	673.6
15°	588.0	584.8	576.7	576.7	581.6	581.6	594.5	610.6	623.6	638.1	659.1
17.5°	589.6	584.8	563.8	557.3	557.3	558.9	571.9	589.6	605.8	623.6	651.0
20°	604.2	596.1	557.3	542.8	539.6	541.2	552.5	570.2	589.6	613.9	644.6
22.5°	667.2	654.2	581.6	549.2	534.7	534.7	541.2	560.6	584.8	617.1	655.9
25°	812.6	791.6	662.3	604.2	560.6	555.7	544.4	563.8	592.9	631.6	688.2
27.5°	961.2	940.2	762.5	699.5	631.6	617.1	575.1	579.9	612.2	663.9	736.6
30°	1085.6	1067.8	888.5	815.8	725.3	709.2	644.6	613.9	646.2	709.2	809.3
32.5°	1095.3	1087.2	1024.2	949.9	840.0	817.4	731.8	683.3	699.5	770.6	888.5
35°	1185.7	1179.3	1145.3	1074.3	964.4	938.6	848.1	773.8	768.9	838.4	978.9
37.5°	1274.6	1266.5	1243.9	1195.4	1093.6	1072.6	1001.6	882.0	848.1	917.6	1067.8
40°	1358.6	1347.3	1318.2	1290.7	1216.4	1216.4	1140.5	985.4	924.0	987.0	1142.1
42.5°	1513.7	1478.1	1400.6	1379.6	1358.6	1358.6	1247.1	1056.5	985.4	1062.9	1213.2
45°	1662.3	1628.3	1523.3	1481.3	1492.7	1486.2	1332.7	1096.9	1040.3	1134.0	1281.0
47.5°	1780.2	1749.5	1642.9	1613.8	1646.1	1620.3	1403.8	1129.2	1109.8	1210.0	1337.6
50°	1885.2	1812.5	1709.1	1747.9	1788.3	1744.7	1466.8	1177.6	1179.3	1290.7	1420.0
52.5°	1741.4	1733.3	1756.0	1846.4	1885.2	1836.7	1523.3	1239.0	1253.6	1394.1	1513.7
55°	1568.6	1567.0	1699.4	1875.5	1922.4	1877.1	1560.5	1313.3	1331.1	1521.7	1631.6
57.5°	1534.7	1518.5	1609.0	1814.1	1899.7	1867.4	1579.9	1382.8	1405.4	1683.3	1747.9
60°	1644.5	1613.8	1599.3	1747.9	1851.3	1835.1	1604.1	1465.2	1495.9	1867.4	1856.1
62.5°	1883.6	1841.6	1738.2	1752.7	1846.4	1833.5	1662.3	1562.1	1597.7	2051.6	1917.5
65°	2200.2	2169.5	2004.7	1886.8	1922.4	1904.6	1767.3	1684.9	1704.3	2184.1	1848.0
67.5°	2547.5	2505.5	2326.2	2164.7	2119.4	2085.5	1933.7	1830.3	1760.8	2164.7	1662.3
70°	2940.1	2894.8	2739.8	2573.4	2495.8	2458.7	2224.4	1956.3	1739.8	1951.4	1311.7
72.5°	3423.1	3361.7	3276.1	3293.8	3280.9	3177.5	2688.1	1998.3	1586.3	1452.3	783.5
75°	3067.7	2998.2	3012.8	3457.0	4070.9	4066.0	3224.4	1894.9	1182.5	684.9	339.2
77.5°	1100.1	1216.4	1794.7	2589.5	3413.4	3408.5	2495.8	1185.7	507.2	292.4	205.2
80°	276.2	281.1	445.9	1062.9	1993.4	1977.3	1415.1	447.5	211.6	177.7	140.5
82.5°	88.8	95.3	163.2	366.7	852.9	833.6	439.4	147.0	132.5	114.7	85.6
85°	29.1	29.1	58.2	126.0	281.1	269.8	88.8	53.3	72.7	59.8	38.8
87.5°	0.0	0.0	1.6	3.2	6.5	3.2	0.0	3.2	9.7	11.3	8.1
90°	0.0	0.0	0.0	0.0	0.0	0.0	0.0	0.0	0.0	0.0	0.0



REPORT NUMBER: P227910

CATALOG NUMBER: ISC-AF-800-LED-E1-T4FT-7050

**CANDELA DISTRIBUTION (continued):**

	90°	95°	105°	115°	125°	135°	145°	155°	165°	175°	180°
0°	726.9	726.9	726.9	726.9	726.9	726.9	726.9	726.9	726.9	726.9	726.9
2.5°	726.9	725.3	731.8	736.6	738.2	743.1	747.9	751.2	749.6	747.9	747.9
5°	725.3	726.9	738.2	747.9	756.0	764.1	770.6	773.8	772.2	772.2	772.2
7.5°	715.6	722.1	735.0	751.2	762.5	767.3	768.9	764.1	760.9	756.0	756.0
10°	699.5	709.2	730.2	747.9	752.8	746.3	736.6	726.9	714.0	705.9	705.9
12.5°	686.6	697.9	723.7	738.2	731.8	715.6	694.6	678.5	665.6	655.9	654.2
15°	675.2	689.8	717.2	720.5	705.9	678.5	651.0	633.2	618.7	612.2	612.2
17.5°	667.2	686.6	710.8	701.1	672.0	636.5	610.6	596.1	584.8	578.3	576.7
20°	668.8	693.0	704.3	676.9	634.9	597.7	573.5	565.4	557.3	554.1	554.1
22.5°	686.6	709.2	702.7	655.9	600.9	558.9	542.8	541.2	537.9	534.7	533.1
25°	725.3	741.5	707.6	634.9	565.4	523.4	515.3	520.2	518.6	515.3	515.3
27.5°	778.6	781.9	715.6	613.9	526.6	489.5	489.5	497.6	494.3	489.5	492.7
30°	843.3	825.5	718.9	579.9	481.4	457.2	462.0	466.9	463.6	457.2	457.2
32.5°	912.7	870.7	718.9	536.3	437.8	428.1	429.7	431.3	424.9	416.8	416.8
35°	980.6	914.3	710.8	484.6	403.9	399.0	397.4	403.9	399.0	387.7	387.7
37.5°	1045.2	948.3	689.8	431.3	378.0	376.4	381.2	378.0	371.5	355.4	352.2
40°	1090.4	970.9	647.8	387.7	357.0	366.7	363.5	345.7	336.0	324.7	324.7
42.5°	1130.8	982.2	596.1	353.8	342.5	355.4	342.5	319.9	306.9	305.3	306.9
45°	1168.0	991.9	546.0	326.3	324.7	342.5	326.3	302.1	287.5	287.5	289.2
47.5°	1203.5	1001.6	495.9	300.5	303.7	323.1	313.4	289.2	274.6	264.9	264.9
50°	1260.0	1024.2	423.2	273.0	279.5	306.9	303.7	276.2	260.1	245.5	242.3
52.5°	1327.9	1062.9	344.1	243.9	261.7	292.4	292.4	264.9	247.2	227.8	224.5
55°	1418.3	1104.9	276.2	222.9	243.9	276.2	281.1	260.1	234.2	216.5	213.2
57.5°	1508.8	1119.5	222.9	201.9	221.3	260.1	273.0	250.4	219.7	206.8	205.2
60°	1571.8	1072.6	187.4	184.2	205.2	240.7	261.7	239.1	210.0	197.1	197.1
62.5°	1562.1	930.5	168.0	172.9	192.2	226.2	252.0	229.4	203.5	195.5	193.9
65°	1424.8	702.7	151.8	163.2	180.9	211.6	242.3	224.5	200.3	192.2	189.0
67.5°	1200.3	466.9	140.5	153.5	169.6	200.3	234.2	218.1	190.6	185.8	182.5
70°	869.1	273.0	129.2	143.8	158.3	187.4	222.9	205.2	179.3	176.1	168.0
72.5°	470.1	171.2	116.3	130.8	143.8	171.2	205.2	189.0	164.8	151.8	147.0
75°	214.9	124.4	103.4	116.3	126.0	150.2	184.2	166.4	147.0	130.8	127.6
77.5°	143.8	93.7	87.2	100.2	105.0	126.0	163.2	132.5	114.7	103.4	100.2
80°	98.5	69.5	71.1	82.4	80.8	100.2	122.8	106.6	90.5	93.7	85.6
82.5°	63.0	48.5	54.9	58.2	56.5	75.9	95.3	80.8	67.8	56.5	48.5
85°	27.5	25.8	32.3	33.9	33.9	42.0	50.1	40.4	30.7	22.6	22.6
87.5°	1.6	3.2	3.2	4.8	3.2	1.6	0.0	0.0	0.0	0.0	0.0
90°	0.0	0.0	0.0	0.0	0.0	0.0	0.0	0.0	0.0	0.0	0.0

(END OF REPORT)